

for Klangforum Wien

TO MY STARS

for 12 instruments

(2021)

calmly

$\text{♩} = 60$

1 the highest pitch of multiphonic is not required but can appear

Bass Flute

pp *p* *pp* *p* *pp* *mp*

timpani

Kartoffelschneider (KS) on timpano;
ad libitum; make a glissando with timpanis pedal
and pluck metal wires of KS

Percussion

p *pp* *p*

Accordion

p *mp*

Violin

rotate a tuning fork
on string E and A to produce
very high non-specific pitches;
the rhythm is ad libitum

pp *p*

Violoncello

bow the bridge change the bow imperceptibly

pp *p*

Double Bass

bow the bridge change the bow imperceptibly

pp *p*

II GROUP is offstage

Clarinet I in B \flat


Clarinet II in B \flat

Horn in F

Trumpet in B \flat

Trombone

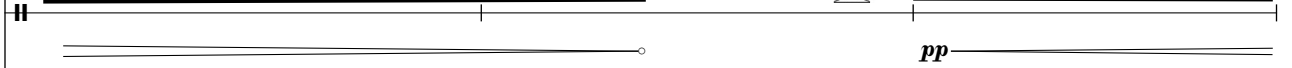
Bass Trombone


B. Fl. 

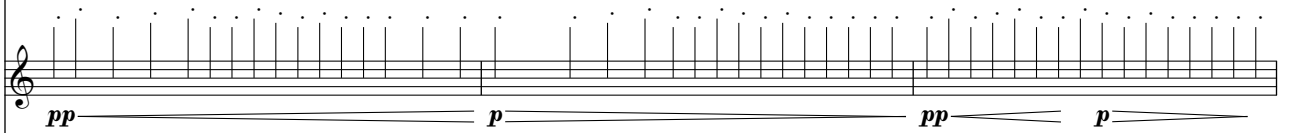


put a glass on nico and hold metal egg beater;
put a egg beater inside the glass;
rub it with circular movements.

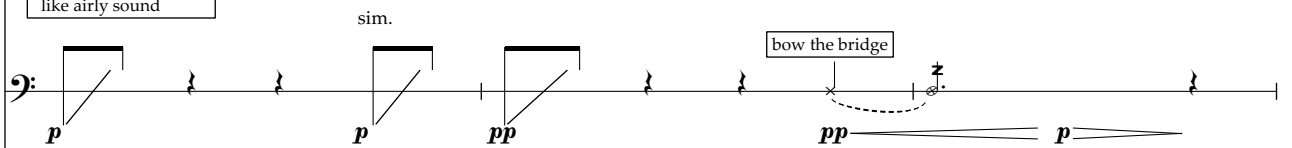
nico

Perc. 

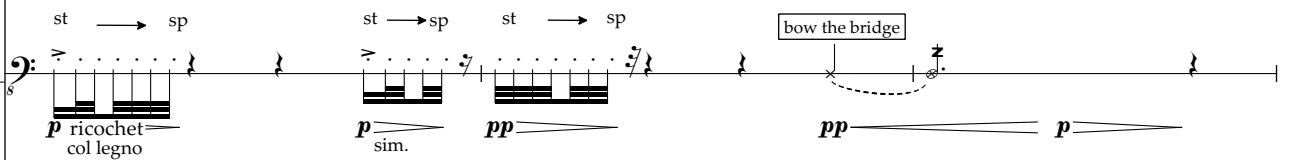
Accord. 

Vln. 

rub strings along
with bow from st to sp;
like airy sound

Vc. 

bow the bridge

Db. 

st → sp

st → sp

st → sp

bow the bridge

p ricochet
col legno


p sim.

pp

pp

p

Cl. I
Cl. II
Hn.
Tpt.
Tbn.
B. Tbn.



B. Fl. 7 *f* t.r. *p* < *mp* *pp* < *p* *pp* whistle tones

Perc. *p* rub with bow **waterphone** move the waterphone slowly, left/right **LOW PITCHES** *p*

Accord. (15) vibrato with knee *pp* *p* *pp* < *p* *pp*

Vln. *pp* *p* put the tuning fork away arco *sp* *p* *pp* < *p* *p*

Vc. *p* *mp* *msp* *ppp* < *p* bow the bridge *p*

Db. *p* st → sp *mp* *sim.* bow the bridge *p*

Cl. I

Cl. II

Hn.

Tpt.

Tbn.

B. Tbn.

12

B. Fl. *pp* < *p* > *pp* < *p*

Perc. MIDDLE HIGH *mp* bow irregularly the highest part of waterphone to produce short and whistling pitches move the waterphone slowly, left/right

Accord. *pp* *pp* 15^{ma}

Vln. *pp* *ppp* ord. *p* slow

Vc. V

Db. take a superball rub the back of db *pp* *p* *pp* *p*

Cl. I

Cl. II

Hn.

Tpt.

Tbn.

B. Tbn.

B. Fl. Flute sound and air sound sim.

singing bowls
on timpani; rub singing bowls with bow
and make glissandi with timpani's pedal



Timp. *gliss.* *gliss.* *gliss.* *gliss.* *gliss.*

mf
out of tune
50% 50%



Accord. *ppp* *pp < p > ppp* *pp < p > ppp*

Vln. *pp* *p* *ppp* *p* slow

Vc. *pp* *p* *pp* *ppp* *ppp*

Db. *pp* *gliss.* *gliss.* *p* *pp* *sp* *st* *sp* *st* *sp*

arco V *msp* *st* *sp* *st* *sp*

change the bow imperceptibly

Cl. I

Cl. II

Hn.

Tpt.

Tbn.

B. Tbn.

I GROUP:
 repeat this section until II group (A)
 starts to play; after hearing first sound
 of trombone I group stops playing

A

25

Fl. *pp* *p* *mp* *p* *p* *pp*

Timp. *gliss.* *gliss.* *gliss.* *gliss.* *gliss.* *gliss.*

Accord. *p* *mp* *p* *pp* *mp* *p*

Vln. *ppp* *p* *slow* *moderate* *ppp* *slow*

Vc. *pp* *pp* *slow*

Db. *p* *pp* *rub the back of db*

II GROUP (A) enters the stage

Cl. I

Cl. II

Hn.

Tpt.

Tbn.

B. Tbn.

listen to the accordion part:
 start entering with your
 group after 4th glissando
 down in acc part

conductor:
immediately after hearing
the first sound of the trombone
show the end of this section

you can start playing glissandis
in your improvisation after making sure
that whole II group is on the stage

31

Fl. *p* *mp* *p* *mp*

Timp. *gliss.* *gliss.* *gliss.* *gliss.*

Accord. (15)

Vln. *p* *ppp* *p* ord.

Vc.

Db. arco *mp* *p* *slow* *moderate* *slow* *very slow*

Cl. I

Cl. II

Hn.

Tpt.

Tbn. *ff* *dramatic, 3 ad libitum* *ca. 5" freezing* *mp*

B. Tbn. *mp*

37

Fl. *p* <

Perc. **nico**
with egg beater
HIGH *pp* <

Accord. *p*

Vln. *pp*

Cl. I *mp* *f* *ff* ↑ as loud as possible, the sound may be distorted

Cl. II *mp* *f* *ff* ↑ as loud as possible, the sound may be distorted

Hn. *pp* *mp* *ff* ↑ as loud as possible, the sound may be distorted

Tpt. *pp* *f* *ff* ↑ as loud as possible, the sound may be distorted

Tbn. *f* *ff* *pp* *f* *ff* ↑ as loud as possible, the sound may be distorted

B. Tbn. *ff* *pp* *mp* *mf* - *f* *ff* ↑ as loud as possible, the sound may be distorted

ca.5" freezing

ca.5" freezing

gva ord.

doit

doit

gliss.

gliss.

gva ord.

C

41

Fl. *ff* *p* *mp* *p* *mp* [s] [s]

Perc. *ff*

Accord. *ff* (8)

Vln. *ff* (8)

Cl. I *p* *f* *pp* *pp* *mp* *ff* freezing

Cl. II *p* *f* *pp* *pp* *mp* *ff* freezing

Hn. *p* *f* *ff* freezing

Tpt. *p* *f* *p* *ff* freezing "clogged"

Tbn. *p* *f* *ff* freezing


B. Tbn. *p* *f* *ff* freezing

48

portamento by turning the flute

Fl. *pp* *p* *p* *mp* *pp* *mf* *p* *mp* *pp* *mf*

[s] [s]

put singing bowls on timpano 

bow singing bowls and ad libitum make glissandi with timpani's pedal

Timp. *mf* *gliss.* *gliss.* *gliss.* *gliss.* *gliss.* *gliss.* *gliss.* *gliss.* *gliss.* *gliss.* *gliss.* *gliss.* *gliss.* *gliss.* *gliss.*

Accord. *p* *mp* *p* *mp* *ppp* *p*

vib with knee *15^{ma}*

Vln. *pp* *p* *pp* *pp*

sp *st* *sp* *ord.*

Vc. *ppp* *p* *pp* *p* *pp* *p*

slow *ord.* *slow*

Db. *pp* *p* *mp* *pp*

bowing the tailpiece *mst* *mst*

Cl. I *p* *mp* *p* *mp* *p* *pp* *mp* *pp*

very slow trill with 2nd finger in RH; b2 key only

chart: b2 + LH - 4th finger and 5th finger on g#2 key

Cl. II *pp* *mp* *pp* *mp* *p* *pp* *p* *pp*

Hn. *pp* *mp* *p* *pp*

Tpt. *pp* *mf* *pp* *mf* *pp*

wah-wah

Tbn. *pp* *p*

wah-wah

B. Tbn. *pp* *p*